

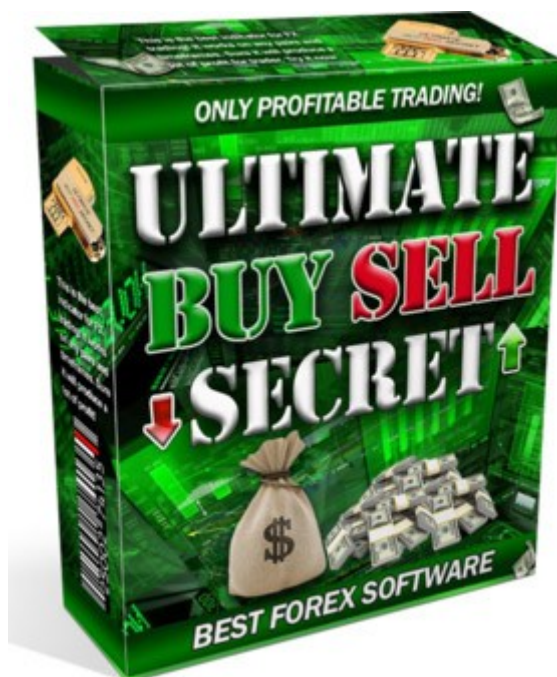
FOREX WINNER\$

ULTIMATE BUY SELL SECRET

We offer
everything for Free

Buy/Sell Arrows Trading Software

April 2013



User's manual

DISCLAIMER

Please be aware of the loss, risk, personal or otherwise consequences of the use and application of this book's content. The author and the publisher are not responsible for any actions that you undertake and will not be held accountable for any loss or injuries.

U.S. Government Required Disclaimer - Commodity Futures Trading
Commission Futures and Options trading has large potential rewards, but also large potential risks. You must be aware of the risks and be willing to accept

them in order to invest in the futures and options markets. Don't trade with money you can't afford to lose. This is neither a solicitation nor an offer to Buy/Sell futures or options. No representation is being made that any account will or is likely to achieve profits or losses similar to those discussed on this web site or in this book. The past performance of any trading software or methodology is not necessarily indicative of future results.

CFTC RULE 4.41 - HYPOTHETICAL OR SIMULATED PERFORMANCE RESULTS HAVE CERTAIN LIMITATIONS. UNLIKE AN ACTUAL PERFORMANCE RECORD, SIMULATED RESULTS DO NOT REPRESENT ACTUAL TRADING. ALSO, SINCE THE TRADES HAVE NOT BEEN EXECUTED, THE RESULTS MAY HAVE UNDER-OR-OVER COMPENSATED FOR THE IMPACT, IF ANY, OF CERTAIN MARKET FACTORS, SUCH AS LACK OF LIQUIDITY. SIMULATED TRADING PROGRAMS IN GENERAL ARE ALSO SUBJECT TO THE FACT THAT THEY ARE DESIGNED WITH THE BENEFIT OF HINDSIGHT. NO REPRESENTATION IS BEING MADE THAT ANY ACCOUNT WILL OR IS LIKELY TO ACHIEVE PROFIT OR LOSSES SIMILAR TO THOSE SHOWN.

No representation is being made that any account will or is likely to achieve profits or losses similar to those shown. In fact, there are frequently sharp differences between hypothetical performance results and the actual results subsequently achieved by any particular trading program. Hypothetical trading does not involve financial risk, and no hypothetical trading record can completely account for the impact of financial risk in actual trading.

All information on this website or any e-book purchased from this website is for educational purposes only and is not intended to provide financial advice. Any statements about profits or income, expressed or implied, do not represent a guarantee. Your actual trading may result in losses as no trading software is guaranteed. You accept full responsibilities for your actions, trades, profit or loss, and agree to hold www.ultimatebuysellsecret.com and any authorized distributors of this information harmless in any and all ways. The use of this software constitutes acceptance of my user agreement.

COPYRIGHT

This trading software and book is the copyright of www.ultimatebuysellsecret.com and cannot be re-written, re-published, STORED OR LINKED AT ANY FILE SHARING SITES or FORUMS or used for any other books without proper referencing without permission. The use of the book is limited to your personal use. Spreading out the copies without paying for them is illegal and protected by international copyright law.

- It is illegal to buy (and/or use) this product from other websites other than www.ultimatebuysellsecret.com

- It is illegal to buy and resell a copy of this product on other websites like [ebay](#), [forex shops](#) etc.

The only website where you can buy the “Ultimate Buy Sell Secret” is www.ultimatebuysellsecret.com

Copyright © 2013 www.ultimatebuysellsecret.com

Introduction

Welcome and thank you for purchasing the “Ultimate Buy Sell Secret” system.

“Ultimate Buy Sell Secret” is the newest 2013 trading tool designed primarily to trade the FOREX markets successfully and consistently.

The “Ultimate Buy Sell Secret” uses a brand new algorithm based on advanced (no repaint) versions of 4 custom Forex indicators + a couple of price action filters.

You will get an ARROW signal on your chart ONLY if all the indicators and filters are in agreement – double, even triple confirmed signal. The signals (arrows) and indicator color lines are never REPAINTED!

The “Ultimate Buy Sell Secret” will print color lines, buy sell arrows and a trend informer directly on your charts, plus, you will get a popup alert and email alert whenever there is a new trading signal.

The hit rate of the indicator is up to 85+% in most currencies if you follow our recommendations!

You can expect 5-10 signals a day (timeframes M5, M15) / 1-5 signals a day (timeframes M30, 1H, 4H) on a single pair and on average 30-150 pips per trade depending on the TP levels and your trading style.

Make sure to read all the recommendations and especially “How to use the software (and when) - 3 rules”.

We advise that you read and make sure you understand the entire system before putting it into practice. Experiment and gain experience in demo accounts

before trading with your own money. If you find that you need further help or have any questions, do not hesitate to contact our technical department.

We wish you great trading success,

Admin

Quick start:

Unzip [buysell.zip](#)

You should see the software files:

[buysell.pdf](#) (This user's manual)

[buysell5.ex4](#) (to be used for 5 digit brokers)

[buysell5code.ex4](#) (to be used for 5 digit brokers)

[Buysell4.ex4](#) (to be used for 4 digit brokers)

[buysell4code.ex4](#) (to be used for 4 digit brokers)

Installing the Indicator

IMPORTANT: If you don't have MetaTrader ® installed, please download it from this link:

http://www.alpari.co.uk/files/site_uk/000software/MT4_set_up.exe

Follow the instructions and open a demo or real account. We recommend trading the indicators on a demo account before proceeding to real accounts.

The indicator has 2 files – both must be placed in the mt4/experts/indicators folder:

buysell5.ex4 – for 5 digits broker – must be attached to a chart

buysell5code.ex4 – for 5 digits broker – **DO NOT ATTACH TO A CHART** – this file used by the software only!

buysell4.ex4 – for 4 digits broker – must be attached to a chart

buysell4code.ex4 – for 4 digits broker – **DO NOT ATTACH TO A CHART** – this file used by the software only!

➔ *Step 1:* Copy the indicator files EX4 into your /experts/indicators/ folder. This folder is in the folder of the MetaTrader trading platform.

Examples:

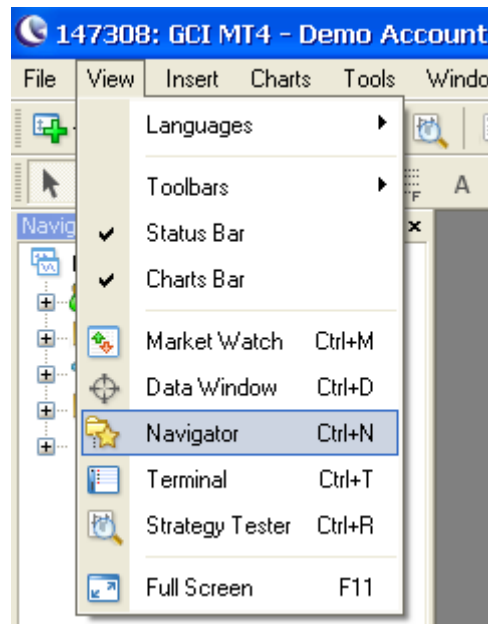
If you are using the Interbank FX Trader broker, the folder will be at
C:\Program Files\Interbank FX Trader 4\experts\indicators\

If you are using the Alpari MetaTrader broker, the folder will be at
C:\Program Files\MetaTrader - Alpari\experts\indicators

If you are using the FXDD broker, the folder will be at
C:\Program Files\FXDD – MetaTrader 4\experts\indicators\

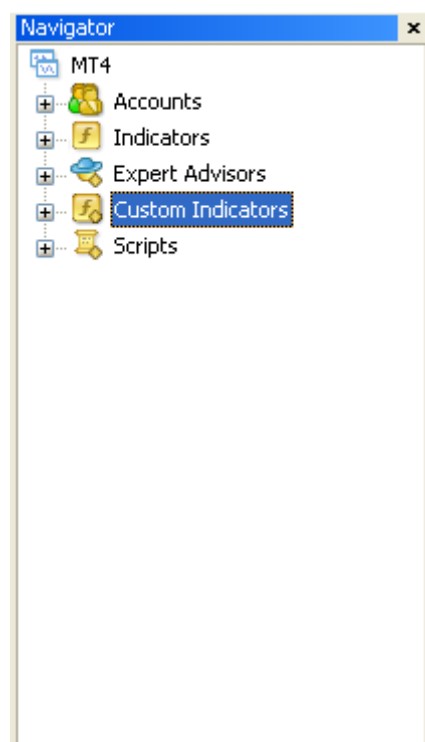
If you can't find your /experts/indicators/ folder, please contact our technical support.

➔ *Step 2:* Open the MetaTrader® platform, and click on View -> Navigator. You can also click on CTRL+N.



Click on 'Navigator'

➔ *Step 3:* A window titled 'Navigator' should appear. Click on Custom Indicators.



The Navigator

➔ *Step 4:* Find the **buysell5.ex4** or **buysell4.ex4** in the Custom Indicators folder. Double click on indicator and click OK to load it onto your chart. Do not load buysell5code.ex4 or buysell4code.ex4 onto your chart – those files are used by the software only!

Here is a video showing how to install indicators onto the MetaTrader ® platform:

<http://www.youtube.com/watch?v=F-VusM-Q8rw>

If you need any assistance, do not hesitate to contact our technical support team.

Sample trades and signals:

You should get something like this after you load an indicator:



Red arrow- SELL signal

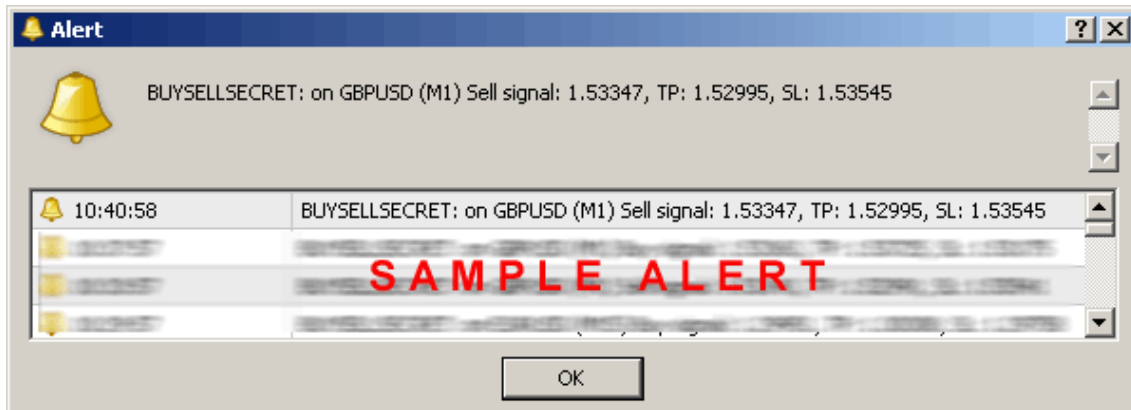
Blue arrow - BUY signal

Blue and yellow lines are the indicators lines - drawn and used by the software. The histogram indicator will show you trend strength.

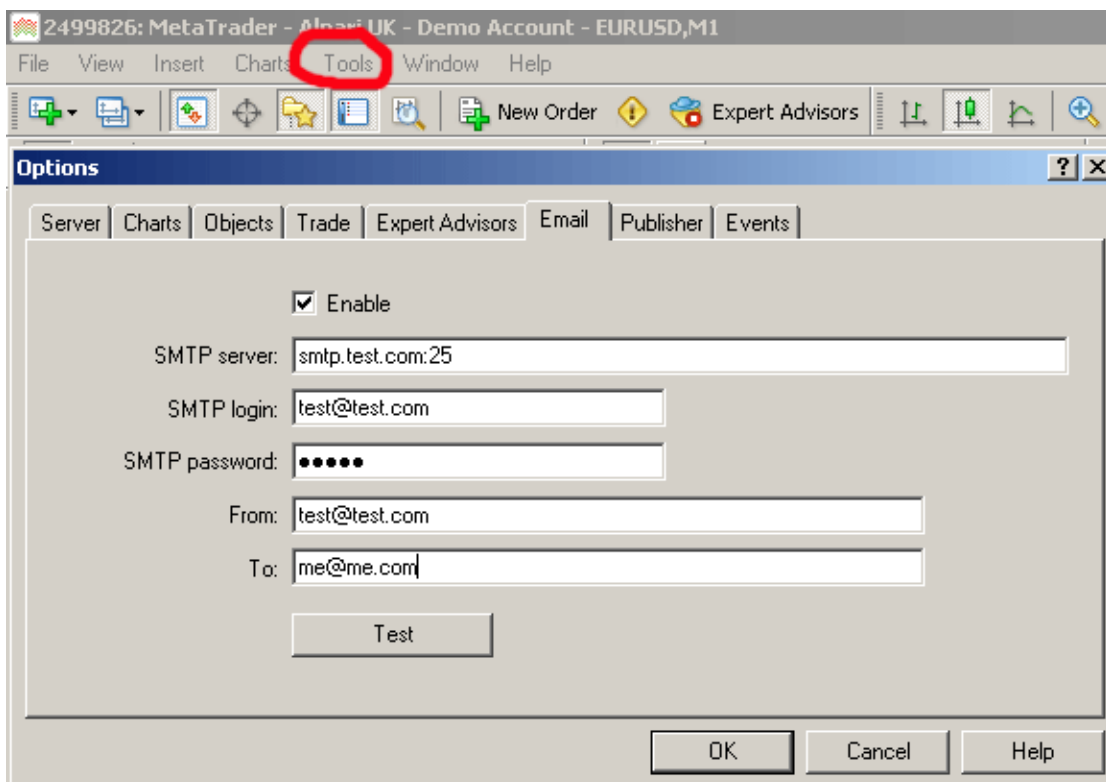
Sample Alert

All levels: Entry price and stop loss will be printed in every popup alert that you get! I recommend to exit trades when the Ultimate Buy Sell Secret issues the opposite trading signal. This ensures that you trade with maximum profits and

right before the market reverses.



EMAIL alert setup:



Email alert is already activated in the INPUTS. All you have to do is setup your mail servers...

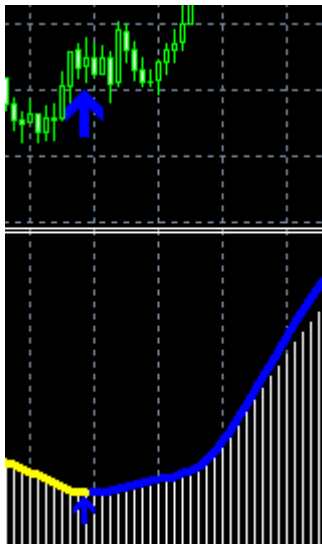
Tools => Options => Email

If you need more info on how to setup an email alert, go to [youtube.com](https://www.youtube.com) and search for "mt4 email setup" there are plenty of free video samples.

Entering Trades

The Ultimate Buy Sell Secret © generates trades when it paints arrows.

Long trades occur when the "Ultimate Buy Sell Secret" © shows a blue arrow + popup alert



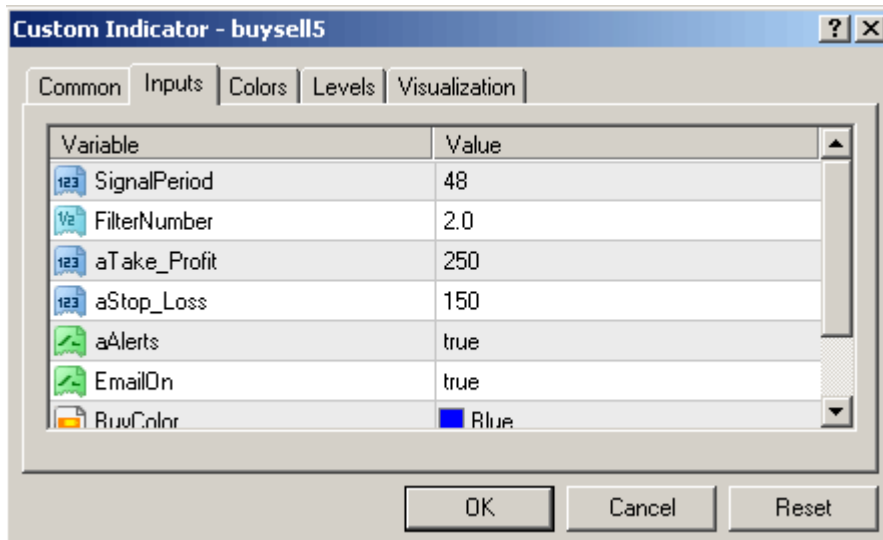
Short trades occur when the "Ultimate Buy Sell Secret" © shows a RED arrow + popup alert



Important: a popup alert is your confirmed signal to enter a trade

Make sure to read the 3 rules below before entering any trades!

Parameters:



Important: I tried to speed up the software as much as I can, but in this case there is always a possibility of getting a false entry signal. If you prefer safer trading - you can change the SignalPeriod (by default set to 48 – buysell5.ex4) for example to “64” and get fewer (which is the most important) FALSE entry signals on sideways trends.

False signal example: Whenever you see BUY arrow then SELL arrow on the next bar or a bar after.

(in most cases caused by a news releases – unexpected price moves)

Stop Loss

As you can see from the screenshots below – all the buy and sell signals are highly accurate – that means you can keep your stop loss very tight.





A stop loss level will be automatically calculated and displayed in your popup alert window. It is a previous bar (high or low value) + your personal extra value number in the indicator INPUTS – by default 150 - for 5 digits broker it is equal to 15 pips.

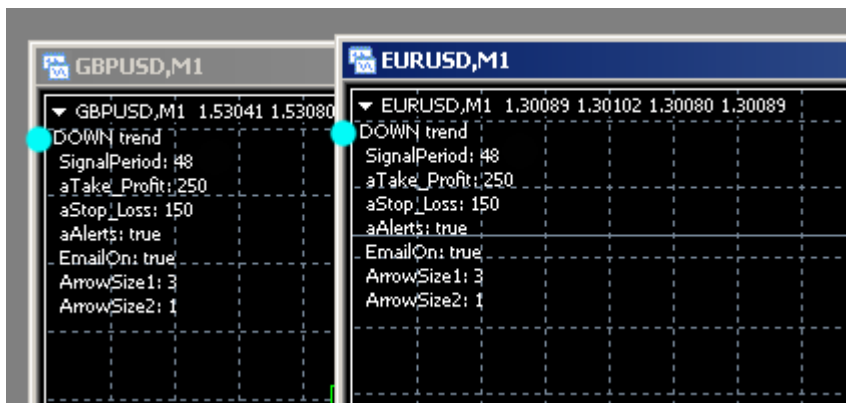
Remarks: the preset extra number will be added to the previous bar high or low and displayed in your popup alert (example of calculation: 150 = 15 pips for 5 digits brokers, 15=15 for 4 digits brokers) – change it if you like a tight stop loss for example 5 pips =50 for 5 digit brokers or =5 for 4 digit brokers)

Exiting Trades (take profit)

1. Exit trades when the software issues the opposite trading signal. This ensures that you trade with maximum profits and right before the market reverses.

2. Exit trades according popup alert recommended tight TP (usually around 30-35 pips)
3. Set your own profit target, for example 50-100 pips per trade and exit all trades as soon as you reach your profit target – do not wait until the software gives you an opposite signal. This is the safest way of trading and reduces your risk level.

Text Informer system



On screen text informer will show you a current trend and some other parameters printed on your chart for your convenience!

How to use the software (and when) - 3 rules

Dear member! If you want the software to be profitable for you – you have to follow all the trading recommendations.

Rule #1

Try to use the indicator ONLY during the London or US sessions (starting 1-2 hours before the opening is fine) It is risky to use the signals (not only this one but all others as well!) on a weak/slow market – outside recommended London or US sessions.

Any buy/sell software may not work properly in a weak market, this has been proven many times...

Sometimes You are lucky and the market is strong and trending outside the U.K. and U.S market, but sometimes market can be very ranging outside recommended trading hours especially on a small timeframe like M5 (sample

below).

Once again I recommend to use the signals only on U.K. and U.S. sessions.

Ranging market sample:



Rule#2

Make sure to watch a news calendar and stay away from trading before and after news releases. 90% of false signals are generated because of unexpected price moves on a news release.

bloomberg.com/markets/economic-calendar/

Rule#3

Use the software buy or sell signals only on a clear strong trend:

- Identify a current trend. (Remember? The trend is your friend?)

- Ignore all signals against a current trend!

Example:

Trend is up – but you get a “sell” signal (ignore it!)

Wait for a “buy” signal to enter.

Do not trade on a sideways trend – ignore all signals.

This rule is extremely important – MUST follow rule. If you don't follow this rule – you will fail...

Pairs

EUR/USD, GBP/USD and all other major pairs.

Timeframes

1-min (risky!), 5-min, 15-min, 30-min, 1-hour, 4-hour, 1-day.

The software is designed for day trading, not for M1 scalping – although it works good enough on M1 timeframe!

More sample signals – great profit!





Other technical recommendations:

The Ultimate Buy Sell Secret software works perfectly fine on all modern computers and metatrader4 versions. But some versions of metatrader4 have internal coding bugs, buffers conflicts etc - if you notice the Ultimate Buy Sell Secret arrows or line jammed on your chart – we recommend to download and reinstall the newest version of metatrader4 or simply close your chart, then open it again and re-attach the indicator.

The Ultimate Buy Sell Secret is very powerful and large software. In order to get best performance and profitable signals we have used a large number of metatrader4 buffers and 2 files instead of the usual single ex4 file.

Money Management

Money management is a very important concept that has an enormous effect on drawdowns and margin calls. The cardinal rule of money management is the following:

You should only risk 1-3% of your account on any single trade. You may have heard this rule a hundred times before, but it is amazing to see how many good traders fail to comprehend this concept – and don't understand why they are wiped out again and again, despite great entries and timing of trades.

THANK YOU!

[Www.ForexWinners.Net](http://www.ForexWinners.Net)



[Find all Karl Dittmann's products on ForexWinners.Net](http://forexwinners.net/?s=Karl+Dittmann+&posttype=post&widget=advanced-search-widget-2)

<http://forexwinners.net/?s=Karl+Dittmann+&posttype=post&widget=advanced-search-widget-2>